



30 BEST LEAD GENERATION TIPS!



Big Ideas. Big Results.

30 LEAD GENERATION TIPS!

The P3 Agency is a national Brand Development and Marketing Services Agency founded in 1990 and based in the Tampa Bay area of Florida. Sean McKeon and his team at P3 are responsible for helping their clients generate the necessary leads and sales needed to drive new business. P3 offers a free consultation to answer any questions you may have about developing a powerful brand image and a marketing process for increased results.

You can reach Sean and the team at P3 by web, email or phone:

www.p3-agency.com | contact@p3-agency.com | 1.800.515.9422



Sean McKeon

CEO / CHIEF GROWTH AGENT



TABLE OF CONTENTS

INTRODUCTION // 4

MECHANICS OF LEAD GENERATION // 5

THE 30 BEST TIPS, TRICKS AND IDEAS // 6

CHAPTER 1: CONTENT AND OFFERS // 6

CHAPTER 2: CALLS-TO-ACTION // 14

CHAPTER 3: LANDING PAGES // 21

CHAPTER 4: FORMS // 29

CHAPTER 5: CHANNELS // 34

CONCLUSION // 41

Lead generation is the heartbeat of any business, small or large. All you need is a couple of strategies that work and you are in business.

Generating leads - both high in quantity and quality - is a marketer's most important objective. A successful lead generation engine is what keeps the funnel full of sales prospects while you sleep. Surprisingly, only 1 in 10 marketers feel their lead generation campaigns are effective. The tips in this guide are designed to help you achieve best results.

There can be a lot of moving parts in any lead generation campaign and often times it's difficult to know which parts need fine tuning. In this guide, we will list the top 30 techniques marketers should utilize to increase leads and revenue. These tactics have been tested over the years and have been used by our customers to generate countless new business.

So what goes into a best-of-class lead generation machine? First, let's take a look into the mechanics of high performing lead generation campaigns.

THE MECHANICS OF LEAD GENERATION

Before we dive into the 30 tips, we should first cover the mechanics of lead generation. The best lead generation campaigns contain most, if not all, of these components. From a tactical perspective, a marketer needs four crucial elements to make inbound lead generation happen. These include:

OFFER



An offer is a piece of content that is perceived high in value. Offers include ebooks, whitepapers, free consultations, coupons and product demonstrations.

CALL-TO-ACTION



A call-to-action (CTA) is either text, an image or a button that links directly to a landing page so people can find and download your offer.

LANDING PAGE



A landing page, unlike normal website pages, is a specialized page that contains information about one particular offer, and a form to download that offer.

FORM



You can't capture leads without forms. Forms will collect contact information from a visitor in exchange for an offer.

The tips in this ebook will cover each of these elements so that each component is fully optimized to help you generate the most leads for your business. Now then, let's get started.

CHAPTER 1

CREATING IRRESISTIBLE OFFERS

Yes is one of the most powerful words in the human language, and if you think about all the things we do as marketers, it's ultimately to get people to say "yes" to our offers.

When an offer is exclusive, scarce, or in high demand, it becomes more desirable. Whether they are whitepapers, free reviews, consultations, free trials, memberships, sales promotions, or downloads, these irresistible elements can overcome a lead's typical resistance, doubt, or concern.

Why do these elements work? Because they trigger a physiological reaction that makes an offer more valuable. People need to perceive the value of your offer to be greater than what you're asking for in return. The higher the perception of value, the more irresistible the offer. So how do you create irresistible offers? Glad you asked...

#1

Use the Element of Scarcity

If you look at the principle of supply and demand, you'll notice that when supply is limited, demand goes up. Scarcity has a psychological influence on us, making us want something even more if there isn't enough to go around. Scarcity is great because it creates a fear of shortage, and thus a sense of urgency.

Limited Time Offers

Limited time offers are among the most popular in the scarcity category. Just think about your average car dealership. Practically every commercial is a limited time deal. "Get 0% financing before it's gone!"

Limited Quantity Offers

When something is of limited quantity, it suddenly becomes more unique or exclusive. In some studies, limited quantity or supply offers have outperformed limited-time offers. Why? Because it's hard to tell when an offer of limited quantity will suddenly become unavailable, while a time-based offer has a known end time. Limited quantity offers are great for not only getting people to say "yes" to your offer, but to avoid procrastination completely.

Limited Time and Limited Quantity

Groupon is the perfect example of using both tactics. All Groupon deals end within a certain time frame, and they limit the number of people who can buy a Groupon. That's a powerful combination. The site also packages these scarcity tactics with discounting, which is another great value-add, especially for ecommerce businesses.



#2

The Bandwagon Effect

It's a natural tendency for humans to copy one another, even without realizing it -- we like to be a part of tribes and social communities. So when we notice our social circle is doing one thing, we tend to follow suit. One great way to make an offer more valuable is to show that other people are participating in that offer.

Proof in Numbers

When possible, a great way to indicate how awesome an offer is to mention the number of people who have purchased, downloaded, signed up, or donated.

Some examples include:

- Webinars: Join more than 40,000 subscribers who have already signed up for our 3 part widget series.
- Ad Content: We have help over X customers solve their most frustrating problems by following these simple steps.
- Call to Action: Our Product or Services has helped X number of people.

**JOIN OUR COMMUNITY OF
130,000 MEMBERS TO
ACCESS VALUABLE
INSURANCE BENEFITS
SIGN-UP NOW!**

Just make sure your claims are not only true and believable.



#3

Leverage Newsjacking

After Prince William and Kate Middleton got married in April of 2011, no one could stop talking about Kate's wedding dress. Within hours after the wedding, vendors began making near-identical copies or similar styles of the Stella McCartney-designed dress. Even vendors such as David's Bridal now have a "Royal" category so you can dress "just like Kate."

When something is buzz-worthy, it creates high demand. In situations like this, you can align offers with "what's trending." Companies will often leverage newjacking for this type of technique and it works very well for offers, too.

As an example, at one point people couldn't stop talking about Pinterest. HubSpot capitalized on this craze by creating the first Pinterest ebook for business owners and marketers, *How to Use Pinterest for Business*. It quickly became one of their most successful ebooks with more than 125,000 downloads to date. Because it was the first and only ebook available on Pinterest. Learning how to use Pinterest for marketing was in high demand, it made the offer more unique and thus more irresistible -- that's the power of leveraging both timing and popularity! Look for trending articles and opportunities in your own industry and create a call to action to capitalize on the existing interest and traffic.



#4

Focus on Creating An Amazing Title

It's been said that you can have a great offer with a bad title and no one will download it. But if you have an amazing title, suddenly everyone will want it. Yes - people do judge a book by it's cover. If your offer is a piece of content, such as a whitepaper, ebook, or presentation, put effort into creating an amazing title.

For an experiment, we changed the title of an ebook and ran an A/B test to see which one would perform better. We took the original title "*The Productivity Handbook for Busy Marketers*" and changed it to "*7 Apps That Will Change the Way You Do Marketing.*"

Name	Views	Conversion Rate	Submissions	First Time Submissions	Customers
7 Apps That Will Change the Way You Do Marketing	37,636	51.7%	19,465	2,716	8
The Productivity Handbook for Busy Marketers	7,233	32.3%	2,333	310	0

As you can see, the revised version outperformed the original by 776% at generating leads (first time submissions). Not only that, but it resulted in more customers as well. If you're struggling to come up with the perfect headline, send us an email at contact@p3-agency.com and we'll offer our help!

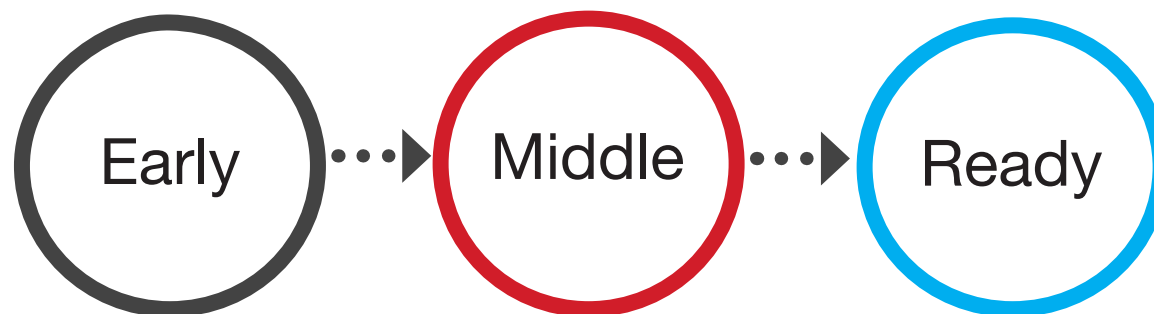


#5

Create Offers For Different Buying Stages

The most common offer I see on most websites is “Contact Us.” Sure, you want all your prospects to talk to sales, but not everyone is ready. As you know, buyers are more likely to do their own research before even engaging with a sales rep. Keep in mind, every prospect is at a different stage of exploration and some may need more education than others. That’s why it’s important to develop different offers at different buying cycles.

Someone at the top of the buying cycle may be more interested in an informational piece like a guide, ebook or consultation, whereas someone more committed at the bottom of the cycle might be more interested in a free trial, demo or quote. You don’t need to pick and choose; create offers for each phase, and include a primary and secondary CTA to these offers on various pages throughout your site.



#6

Avoid Corporate Gobbledygook

A professional image is necessary but you still want to avoid the dreaded corporate gobbledygook. What is gobbledygook you ask? Great question.

These are jargon terms and phrases that have been over-used and abused rendering them meaningless (you'll find them mostly in the high-tech industry, but everyone is an offender at one point or another). These words are meant to add more emphasis of a particular subject but instead they make your eyes roll.

Avoid these words when describing your offers

- Next Generation
- Flexible
- Robust
- Scalable
- Easy to use
- Cutting edge
- Ground breaking
- Best of breed
- Mission critical
- Avoid Acronyms too!

Remember, you're the expert, don't assume they know all of your industry jargon. Keep your content simple and to the point. Try and explain things in terms they will connect with and understand.



#7

Use High-Value Offer Formats

Not all offers are created equal. Some “formats” of offers perform better than others at converting leads. For example, what’s more valuable, a whitepaper or an ebook?

Below are the type of offers, in order of performance, that generate the most amount of leads.

- Ebooks or Guides
- Templates or Presentations
- Research & Reports (ex: State of Inbound Marketing)
- Whitepapers
- Kits (multiple offers packaged together)
- Live Webinars
- On-demand Videos
- Blog (including offers in the nav or sidebar)
- Blog posts (if there is a CTA in the post)
- Middle-of-the-funnel offers: Demo Requests, Contact Sales, RFP, Etc (more sales-ready offers).

It’s important to test different types of offers with your audience to determine what works for you. While ebooks score high on our list, you may find that reports, videos or other formats do better.



CHAPTER 2

A CALLS-TO-ACTION THAT ROCKS

Calls-to-action (CTA) are the secret sauce in driving people to your offers. If your CTAs aren't effective at capturing people's attention and persuading them to the click, then it makes the offer useless.

CTAs can be used on product pages (non-landing pages), in display ads, email, social media, direct mail and pretty much anywhere you can market your offer.

But not all CTAs are created equal. In a world where every brand is fighting for consumers attention, it's critical that prospects choose your offer over your competitors. In this guide, we'll discuss tips to creating CTAs that rock!

#8

Place Your CTA Where the Eye Can See

Calls-to-actions do best “above the fold” - the space where your web page is viewable to the user without having to scroll down. According to heat map analysis, anything “below the fold” will only be viewed by 50% of people who visit your page. Doubling impressions on your CTAs can significantly increase your lead count.

Notice the placement of the primary CTA on the Freshbooks homepage. Two buttons for “Try it Free for 30 Days” stand out above the fold. A FREE Consultation or ebook might be ideal for you.

The screenshot shows the FreshBooks homepage. At the top, the FreshBooks logo is on the left, and the text "Call toll free 1.866.303.6061" and "#1 Cloud Accounting Specialist for Small Business Owners" is on the right. A green button "Try it Free for 30 Days" and a grey "Login" button are also on the right. Below this is a navigation bar with links: Home, Tour, Signup, Mobile, About, Accountants, Add-ons, API, Blog, and Support. The main content area has a blue background with the text "Say Hello to Cloud Accounting" and "Join over 5 million people using FreshBooks to make billing painless." A red dotted line starts from the text "Notice the placement of the primary CTA..." and points to a green button "Try it Free for 30 Days" which is positioned above the fold. To the right of this button is a link "or Take a Quick Tour". The background also features a cartoon squirrel pointing to a cloud labeled "Cloud Accounting" and a list of crossed-out items: "Desktop Software", "word/excel", "sharebox", and "magic elves". At the bottom, there is a section "Loved by:" with logos for The New York Times, CNN, cnet, Forbes, and CPA Practice Advisor.



#9

Clarity Trumps Persuasion

This is one of our favorite phrases here a P3. Often times, marketers will put more focus on being clever than clear. Be crystal clear about what offer is in your CTA. And be specific! If you're giving away a free guide, say "Download our FREE guide to" If you're hosting a free webinar, say "Register for our FREE webinar on" You should clearly convey a compelling benefit of receiving the offer. This is much more effective than "Download Now" or "Get a Free Article." These simply aren't specific enough.

Notice that this CTA is to promote a free ebook.
There is little copy in this banner ad and a button
that indicates it's clickable.



#10

Use Contrast to Make CTAs Stand Out

A call-to-action is meant to stand out, so if your CTA blends in too much with your site design, no one will notice it. You want as many eyeballs to land on that call-to-action as possible, so use contrasting colors to make the CTA stand out, and more importantly, use design to make it clear it is a clickable call-to-action.

While Evernote has a beautifully designed website, the primary call-to-action for their free trial is somewhat buried because the button is the same color as the green background. It would be worth testing to see that if a different color - such as blue, red, or orange - would result in more clicks.



#11

Link Your CTA to a Dedicated Landing Page

This tip might seem minor, but it's incredible how often businesses miss this opportunity. Calls-to-action are meant to send visitors to a dedicated landing page where they receive a specific offer. Do not use CTAs to drive people to your homepage. Even if your CTA is about your brand or product (and perhaps not an offer like a download), still send them to a targeted landing page that is relevant to what they are looking for. If you have the opportunity to use a CTA, send them to a page that will convert them into a lead.



.....▶

This CTA for a Free Website SEO Audit and Ranking Report that drives visitors directly to a landing page for that offer.

Are There Obstacles Hindering Your Website's Performance?

Thanks for your interest in our complimentary **Enterprise-Level Website Audit**. We're currently offering this for FREE, so we encourage you to learn additional ways to improve the effectiveness of your website and how it competes in the search engines.

If you'd like us to look at how your competitors measure up, we can also include an additional Business Intelligence Report to show what they might be doing that you're not. **The report will help you identify areas for improvement, which** you can then use to make the necessary adjustments to **improve your position**.

What to Expect:

- Give us a little time to crawl your site and review your competitors, we'll then email you a report with our findings.
- If you have any questions about the information on the report, we're here to help you – 800.515.9422.
- If you make the improvements, you can expect to perform better in the search engines, and generate more business!

Get Your FREE Report Today!

First Name

Last Name*

Email*

Company Name*

Website URL

We promise, NO SPAMMING!

☐ Subscribe to the P3 Marketing Blog

[Download Now](#)

#12

Promote Offers on Various Pages

CTAs shouldn't be one size fits all. If your company offers various products or services, you may want to consider creating a different offer for each of them. Then you can place CTAs linking to each offer on the website pages that are most relevant to that offer.


Are There Obstacles Hindering Your Website's Performance?

Thanks for your interest in our complimentary **Enterprise-Level Website Audit**. We're currently offering this for FREE, so we encourage you to learn additional ways to improve the effectiveness of your website and how it competes in the search engines.


If you'd like us to look at how your competitors measure up, we can also include an additional Business Intelligence Report to show what they might be doing that you're not. **The report will help you identify areas for improvement, which** you can then use to make the necessary adjustments to **improve your position**.

What to Expect:

- Give us a little time to crawl your site and review your competitors, we'll then email you a report with our findings.
- If you have any questions about the information on the report, we're here to help you – 800.515.9422.
- If you make the improvements, you can expect to perform better in the search engines, and generate more business!



Get Your FREE Report Today!



First Name

Last Name*

Email*

Company Name*

Website URL

We promise, NO SPAMMING!

☐ Subscribe to the P3 Marketing Blog

[Download Now](#)

In this example, a CTA for “Free Website SEO Audit” is placed on a product page. To generate more leads, we might also have a CTA for a “Free Guide to SEO,” because it is related to the product offering.


#13

Thank You Pages Are Great CTA Real Estate

Even if someone completes a form on your website (thus they've converted as a lead), don't stop there. Increasing engagement is also a top priority for marketers so that prospects turn into loyal fans.

Once someone reaches a "thank you page," the page that a visitor arrives on after completing a form, use that space as an opportunity to promote more offers and content. For example, if a visitor on our website downloads a guide on email marketing, we can offer them a related offer. Or, another offer that you feel that visitor would appreciate.

Example of a secondary call-to-action on a thank-you page.



CHAPTER 3

LANDING PAGES THAT CONVERT

Landing pages are one of the most important elements of lead generation. In fact, according to MarketingSherpa's research, landing pages are effective for 94% of B2B and B2C companies. The use of landing pages enables marketers to direct website visitors to targeted pages and capture leads at a much higher rate.

What's great about landing pages is that they direct your visitors to one particular offer without the distractions of everything else on your website. Visitors are on a landing page for one and only purpose: to complete the lead capture form.

#14

Elements of an Effective Landing Page

Landing pages, sometimes called a “Lead Capture Page,” are used to convert visitors into leads by completing a transaction or by collecting contact information from them. Landing pages consist of:

A headline and (optional) sub-headline

A brief description of the offer

At least one supporting image

(Optional) supporting elements such as testimonials or security badges

And most importantly, a form to capture information

20 Marketing Trends & Predictions for 2013 & Beyond

What if you had a glimpse into the future? What would you change today to plan for tomorrow? In reality, the future can be predicted and the best marketers already have their destination mapped out.

In 2012, the world of marketing underwent major changes. We saw the rise of Pinterest, several IPOs and acquisitions, an aggressive political ad war, Facebook's billionth user, and watched one Korean artist turn into a global phenomenon thanks to YouTube.

But what's in store for the next year? Let our new guide serve as your navigation system into the world of marketing in 2013.

Now then, let's gaze into the marketing crystal ball, and uncover what marketing will look like in 2013.

In addition, you'll read predictions from industry leaders such as:

- Rand Fishkin, SEOmoz founder and CEO
- Brian Halligan, HubSpot co-founder and CEO
- David Meerman Scott, Best-Selling Author
- Greg Alexander, Sales Benchmark Index CEO
- Nick Johnson, Useful Social Media founder

Download These Trends

First Name *

Last Name *

Email (privacy policy) *

Biggest Marketing Challenge

☐ Please have someone call me about HubSpot's software.

Download These Trends



#15

Remove the Main Navigation

Once a visitor arrives on a landing page, it's your job to keep them there. If there are links on the page to move about your website, it will distract the visitor and decrease the chance of them converting on the page.

One of the best ways to increase your landing page conversion rates is to simply remove the main navigation from the page. That's it!



Grow Your Business - Start Here!

We Like Questions - Give Us a Call 1.800.515.9422

f t g

FREE WEBSITE SEO AUDIT AND RANKING REPORT

Are There Obstacles Hindering Your Website's Performance?

Thanks for your interest in our complimentary **Enterprise-Level Website Audit**. We're currently offering this for FREE, so we encourage you to learn additional ways to improve the effectiveness of your website and how it competes in the search engines.

If you'd like us to look at how your competitors measure up, we can also include an additional Business Intelligence Report to show what they might be doing that you're not. **The report will help you identify areas for improvement, which you can then use to make the necessary adjustments to improve your position.**

What to Expect:

- Give us a little time to crawl your site and review your competitors, we'll then email you a report with our findings.
- If you have any questions about the information on the report, we're here to help you - 800.515.9422.
- If you make the improvements, you can expect to perform better in the search engines, and generate more business!

Get Your FREE Report Today!

First Name

Last Name*

Email*

Company Name*

Website URL

We promise, NO SPAMMING!

☐ Subscribe to the P3 Marketing Blog

[Download Now](#)

#16

Match the Headline of the Landing Page to the Corresponding CTA

Keep your messaging consistent on both your CTA and the headline of the landing page. If people click on a link for a free offer and then find out there's a catch on the landing page, you'll instantly lose their trust. Similarly, if the headline reads differently than the CTA, it might lead to confusion, and the visitor might wonder if the CTA is linked to the wrong page.

The diagram shows an advertisement at the top and a landing page below it. The advertisement contains the text: "HubSpot Inbound Marketing", "www.hubspot.com/inbound-marketing", "Inbound Marketing Software", "Easy To Use", and a CTA button "Get A Demo Now!". A blue box labeled "Ad copy to landing page" with a downward arrow points to the landing page. The landing page features the HubSpot logo, a headline "Definitely not your Everyday Product Demo", a paragraph about HubSpot's software, a list of five steps, and a form with a CTA button "Request a demo call today!". An orange arrow points from the "Get A Demo Now!" button in the ad to the "Request a demo call today!" button on the landing page, highlighting the consistency in the call to action.

HubSpot Inbound Marketing
www.hubspot.com/inbound-marketing
+1
Inbound Marketing Software
Easy To Use **Get A Demo Now!**

Ad copy to landing page

HubSpot

Definitely not your Everyday **Product Demo**

HubSpot's all-in-one Inbound Marketing Software consistently drives more leads to the 5,000+ marketers who use it every day. But you're here because you want to know what HubSpot can do for YOU. So we've crafted our demo calls to show you exactly how HubSpot can make your business better!

Here's how it works:

1. Fill out the form on the right and one of our friendly Inbound Marketing Specialists will give you a call in a couple of days.
2. We'll evaluate your website's current performance. How well are you currently taking advantage of inbound marketing? We'll find out.
3. We'll compare you against your competitors and identify opportunities to beat them online.
4. We'll show you how to convert more visitors into leads to increase your revenue over the long term.
5. We'll demonstrate how HubSpot tracks the ROI of your marketing efforts so you can improve over time.

So what are you waiting for? **Grab a demo today!**

Request a demo call today!

First Name *

Last Name *

Email *


Phone *


Company *

#17

Less is More

I'm sure you're aware of the rule "keep it simple, stupid." The same applies to landing pages. A cluttered page means a distracted visitor. Be brief and to the point; it's in the offer itself where you give more information. In addition to your headline, include a brief paragraph explaining what the offer is, followed by a few bullet points outlining the benefits of the offer.





Announcing midnight trader
Extended Hours

FREE 30-DAY TRIAL
(Credit Card Required)

Sign Up Today!

Get streaming, real-time AFLJPM(J) and MIDMKT(J) Level II quotes, trading analysis and news from the premier provider of the extended-hours market intelligence.

MidnightTrader analyzes and publishes over 125 extended-hours market and stock specific reports daily. This real-time and historical analysis of corporate announcements and subsequent market reaction information provides insight into what is likely to have a substantial effect on the current and future trading price of a company's stock.

Features

- 1. **Real-time Extended-Hours Level II BOM quotes** - Follow the Market with real-time, streaming quotes from the (OFF) and (AFC) BOM before and after regular market hours!
- 2. **Live Trading Analysis** - See what's trading after the close and before the open with live news and trading analysis.
- 3. **Most Active** - Find out what stocks are moving and are the most actively traded before the regular session.
- 4. **News** - Get MidnightTrader's live extended-hours news and analyst market commentary before the rest of the Street.
- 5. **Volume Surges & Order Imbalance Analysis** - MidnightTrader Analytics provides real-time coverage of any unusual volume surges and pre-market buy or sell order imbalance building in the pre-market or after-hours.
- 6. **Forecast Reports** - Highly analyzed of after-hours trading activity, covering results that are likely to lead under moves in the upcoming pre-market and regular session based on their historical reaction to similar news in the past.

View screen shots of features:

BOM Level II Quotes and News

Existing MidnightTrader Subscribers: If you have already signed up for MidnightTrader's extended-hours market service, [login here](#).

FREE 30-day trial offer: After 14 days of free service, you will be billed at the listed monthly rate (\$29.95/month or \$299/year) if you have not canceled.

* Quick Taxes Pro - FREE trial of this daily technical analysis report issued ahead of the open by Barron's Market Open is also available. [Click here](#) for more information.

Intuit

Intuit QuickBase: Online Task Management Software

The Better Way to Manage Tasks and Increase Productivity

QuickBase is web-based task management software brought to you by Intuit — the maker of TurboTax, QuickBooks, Quicken, and other software tools known for ease-of-use.

FREE 30-DAY TRIAL
SIGN UP TODAY!

START FREE TRIAL

Over 50 of the Fortune 100 Trust QuickBase Task Management Software:

Google	((XMM))	McKesson	eBay
Get Social	jetBlue AIRWAYS	P&G	AMERSON CREDIT

No risk trial. Free live coaching. Ongoing customer support.
[Try QuickBase free for 30 days.](#) No credit card required. No software to download. No obligation.

#18

Emphasize the Benefits of the Offer

Make it clear in your brief paragraph and/or bullet points what the benefits of the offer are. It's more than just listing what the offer is comprised of; it takes a bit of spin. Instead of "Includes specifications of product XYZ," say something like "Find out how XYZ can increase productivity by 50%." In other words, convey the value of your offer clearly and effectively.

This free, 52-page guide is the ultimate resource to having a killer website.

You'll learn:

- **How to get found online** with Search Engine Optimization (SEO), including building inbound links, meta tags and more
- **Important design and usability** factors you need to know
- **Tips for creating awesome content** that *attracts* and *keeps* visitors on your website
- **Best practices for converting traffic into leads**, including Calls-to-Action, Landing Pages, and Forms

 [Tweet This eBook](#)  [Share on Facebook](#)  [Share on LinkedIn](#)

The landing page copy tells the visitor what they will receive when downloading the offer.



#19

Encourage Social Sharing

On your landing page, don't forget to include buttons to enable your prospects to share content and offers. Include multiple social media channels as well as email, since people have different sharing preferences. When your offer is shared more, more people land on the page, and therefore more people fill out your form and become leads!

Social media sharing buttons are prominently displayed on the page.



Free Ebook: How to Use Pinterest for Business

Learn how to increase traffic, leads and sales by reaching more than 11 million people on Pinterest.

Pinterest isn't just another social media network.

What appears to be the fastest-growing social media site ever has become a huge traffic referral (arguably, more powerful than Google+) for **all businesses**. An increasing number of companies are leveraging the platform to reach a new audience, increase visits to their websites, and generate leads or retail sales. And guess what? It's working.

Download this free, 43-page ebook and learn:

- ✓ How Pinterest works and top reasons you should be using it
- ✓ How to create a Pinterest account and grow followers

Download Your Free Copy

First Name *

Last Name *

Email (privacy policy) *

Phone *

Company *

Website *

Role at Company *

- Please Select -

Number of Employees *

- Please Select -



#20

More Landing Pages Equal More Leads

According to a recent marketing benchmarks report, companies see a 55% increase in leads by increasing landing pages from 10 to 15. The more content, offers, and landing pages you create, more opportunities to generate more leads for your business.



CHAPTER 4

OPTIMIZED FORMS

Forms are the key to a landing page. Without them, there is no way to “convert” a visitor into a lead. Forms come in handy when it’s time for people to sign-up, subscribe to your site or download an offer.

The following tips will uncover how to build great landing page forms.

#21

The Right Form Length

You might be wondering how much or how little information you should require with a form. There is no magic answer when it comes to how many fields your form should contain but the best balance would be to collect only the information you really need.

The fewer fields you have in a form, the more likely you will receive more conversions. This is because with each new field you add to a form, it creates friction (more work for the visitor) and fewer conversions. A longer form looks like more work and sometimes it will be avoided all together. But on the other hand, the more fields you require, the better quality those leads might be. The best way to determine what works best is to test it.

Download the Ingeniux Compass Guide

Ars Logica, publisher of the The Compass Guide to Web Content Management, recently completed an evaluation of Ingeniux CMS 7.0. The Compass Guide is designed to help potential CMS buyers evaluate their choices and determine the right solution to meet their needs.

Ingeniux rated well among its peers in a recent survey, ranking, out of 10, a 7.9 in overall satisfaction, a 7.8 in flexibility, a 7.1 in development, and a 7.0 in ease of administration.

Here are some other things you might hear about Ingeniux CMS 7.0:

"Excellent balance of functionality and ease of use...Ingeniux CMS 7.0 is a truly effective Web Experience Management solution."

"The product's use of XML, its ability to handle large volumes of content repurposing, replication, and multi-channel delivery...Ingeniux CMS also has among the lowest total cost of ownership in the industry."

Download the report to learn more about Ingeniux CMS 7.0. If you have any questions, we would love to hear from you. Contact Ingeniux at info@ingeniux.com or 877.445.8228.

Provided by Ingeniux - A Leader in Web Content Management

Download the Ingeniux Compass Guide

Please complete the form below to download the Ingeniux Compass Guide by Ars Logica. [We take your privacy seriously.](#)

First Name *

Last Name *

Title

Company

Phone

Email *

I am a:

Project Timeline

Questions or Comments

#22

To Submit or Not to Submit

That is the question most of your visitors are asking. One of the best ways to increase form conversion rates is to simply NOT use default word on your button: “SUBMIT.”

If you think about it, no one wants to “submit” to anything. Instead, turn the statement into a benefit that relates to what they are getting in return.

For example, if the form is to download a brochure kit, the submit button should say, “Get Your Brochure Kit.” Other examples include “Download whitepaper,” “Get your free ebook,” or “Join our Newsletter.”

Another helpful tip, make the button big, bold and colorful. Make sure it *looks* like a button (usually beveled and appears “clickable”).

Request a Demonstration

First Name *

Last Name *

Company *

Email *

☐ Sign up for the Marketing with Microsoft CRM Newsletter

Submit

Don't do this!



#23

Reduce Anxiety With Proof-Elements

People are more resistant to give up their information these days, especially because of the increase in spam. There are a few different elements you can add to the form or landing page to help reduce a visitor's anxiety to complete the form:

- Add a privacy message (or link to your privacy policy) that indicates their email will not be shared or sold.
- If your form requires sensitive information, include security seals, a BBB rating, or certifications so that visitors know their information is safe and secure.
- Adding testimonials or customer logos is another great to indicate social proof. For example, if your offer was for a Free Trial, you may want to include a few customer testimonials about your product or service.



Example of security seals at the bottom of a landing page form.

#24

Make the Form Appear Shorter

Sometimes people won't fill out a form just because it "looks" long and time-consuming. If your form requires a lot of fields, try making the form look shorter by adjusting the styling.

For example, reduce the spacing in between fields or align the titles to the left of each field instead of above it so that the form appears shorter. If the form covers less space on the page, it may seem as if you're asking for less.

A

Name:*

Email*

Company*

Phone*

B

Name:*

Email*

Company*

Phone*



Both forms have the same amount of fields, but version A might look shorter than B on the page.



CHAPTER 5

MULTI-CHANNEL LEAD GENERATION

Your website isn't a silo. Marketers must utilize many other channels in order to maximize their lead generation efforts. In this sense, a channel might be a retail store, a website, a social media platform, an email, or a text message. The objective is to make it easy for buyers to research, evaluate and purchase products in any way that is most appropriate for them. It's all about having the right marketing mix.

In this last chapter, we will briefly cover a few channels that help businesses generate the most amount of leads.

#25

Blogging Brings in the Leads


According to a recent Benchmarks report, companies that blog 6-8 times per month double their lead volume. This proves that blogging is a highly effective channel for lead generation.

In every blog post, include hyperlinks to landing pages within the copy of the post, as well as a prominent call-to-action.

How much effort do you put into linking your blog post content? Do any of these results surprise you? Have you seen different results on your own blog?

Image credit: [Articulate Matter](#)

An example of a CTA at the bottom of a blog post. The offer matches the content of the post for relevance.



Free On-Page SEO Template

Follow and implement HubSpot's SEO best practices by downloading this free template.

[Download Now](#)



#26

Email Marketing

Many businesses may think that email marketing is only best used when communicating with existing prospects and customers. Not so! Email can be a great channel for new lead generation. Here are some ways you can use email to generate more new prospects:

- Focus on an opt-in strategy. If you're buying email lists and spamming your prospects, no one will want to share your email with others. They will only want to unsubscribe! The first step to email lead generation is to make sure you have happy subscribers that enjoy receiving emails from you.
- Send people valuable offers. If you send really interesting or valued offers - whether it's downloads, discounts or educational content - people will more likely share your emails with their friends or colleagues.
- Give people the tools to share. Don't forget to add a "Forward to a Friend" link or social media sharing buttons within each email so people are encouraged to pass it on.

Simple email promoting a valuable offer that includes social media sharing buttons.



#27

Social Media

Social media isn't just for liking funny pictures or tweeting what you ate for breakfast. Social media is an emerging channel that many businesses are taking advantage of. Here are some great tips for generating leads on social networks.

- Build a loyal following. Building a relationship with potential customers is a critical first step. Social media connections are really about people-to-people, not always company-to-individual. Get to know your audience online, communicate and share information. In order to generate leads, you need to have human interaction with others.
- Remember, social media is a dialogue. Companies that only use social media to blast out messages about themselves aren't using social channels effectively. The goal is to interact with others and be helpful. When you share content on social media, don't always post something that relates to your company. Share links to other interesting things you've found online. People will be very thankful you are noticing their work, too!
- Influence connections for content sharing. Publishing and sharing content that directs traffic to targeted landing pages is the single biggest lever to increase lead generation through social media. Share your new content offers by posting links to landing pages, and in addition, share blog posts, discounts, and other great resources.



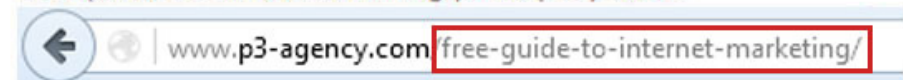
#28

Organic Search

While promoting your offers in many channels is crucial for lead generation, it's also equally important to make it easy for people to find your landing pages through search engines. To do this, you need to apply search engine optimization (SEO) best practices to your landing pages, such as:

- Pick a primary keyword for each landing page and focus on optimizing that page for that word. If you oversaturate a page with too many keywords, the page will lose its importance and authority because search engines won't have a clear idea of what the page is about.
- Place your primary keywords in your headline and sub-headline. These areas of content have greater weight to search engines.
- Include the keywords in the body content but don't use them out of context. Make sure they are relevant with the rest of your content.
- Include keywords in the file name of images (e.g. mykeyword.jpg) or use them in the ALT tag.
- Include the keywords in the page URL.

Example of a clean URL containing primary keywords:



#29

Use Links and CTAs within Offers

Your offers themselves are great channels for lead generation. For example, in this ebook I have included links to other content offers you can download. As people share this ebook, they may discover other resources that we offer by the links within the content.

Within this ebook “25 Website Must-Haves,” are links to other ebooks and guides.

Get Found Online:
Title Tag & Meta Tags

Here is example of what meta tags look like in an HTML document:

- Title:** The title of the page seen at the top of a web browser, also the main headline displayed in search engine results.
`<title>HubSpot Inbound Marketing Software</title>`
- Description:** A concise description of the page.
`<meta name="Description" content="Stop pushing. Start attracting. Stop interrupting. Start engaging. HubSpot's Inbound Marketing Software...">`

How the Title and Description tags are displayed in search engine results

▶ [HubSpot Inbound Marketing Software](#)

www.hubspot.com/

It's time to reshape the way we think about marketing. Stop pushing. Start attracting. Stop interrupting. Start engaging. **HubSpot's Inbound Marketing Software** ...

- Keywords:** Words that identify what the page is about. Keep to less than 7 keywords per page. Keywords in meta tags are not visible in the search engine results like Title and Description.
`<meta name="keywords" content="inbound marketing, marketing software">`

More Resources
[3 Meta Description Mistakes You Might Be Making](#)

[Tweet this Webinar](#)
[Share on Facebook](#)
[Share on LinkedIn](#)

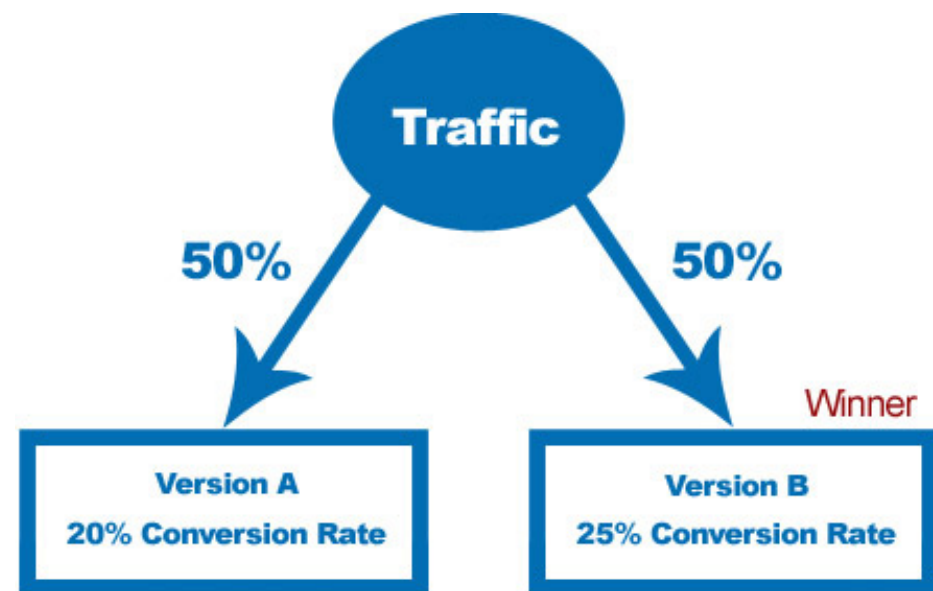


#30

A/B Testing

While this isn't a channel per se, it *is* a great way to increase leads across all channels and tactics. A/B testing can be used in calls-to-action, landing pages, email marketing, advertising, and more. According to research, A/B testing your landing pages and other assets can help you generate up to 40% more leads for your business. When done correctly, A/B testing can provide a huge competitive advantage for your company.

To learn more, download [An Introduction to Using A/B Testing for Marketing Optimization](#).



CONCLUSION

Generating leads online has the power to transform your marketing. Using great offers, calls-to-action, landing pages and forms - while promoting them in multi-channel environments - can reduce your cost-per-lead while delivering higher quality prospects to your sales team.

The basics herein are just the beginning. This guide contains many best practices for every aspects of lead generation to help bolster your conversion rates, but these tactics are only the tip of the iceberg. Continue to tweak and test each step of your inbound lead generation process in an effort to improve lead quality and increase your revenue.

Now go! Get on your way to becoming a lead generation master!

ABOUT P3

Founded in 1990, the P3 Agency is a brand development and marketing services agency dedicated to helping our client's achieve top-tier success. Over the years of service we have developed a proprietary methodology for helping our clients develop a Powerful Brand Images and Marketing Systems that creates an endless flow of new business. We encourage you to contact us today to see what could be possible for your business!



Get your FREE Marketing Assessment
with a Brand & Marketing Specialist



Big Ideas. Big Results.

(800) 515-9422 | p3-agency.com